

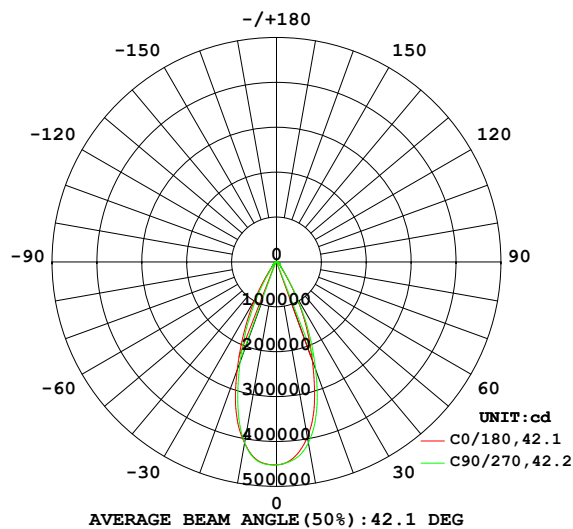
EVERFINE GONIOPHOTOMETERS SYSTEM TEST REPORT

LUMINAIRE PHOTOMETRIC TEST REPORT

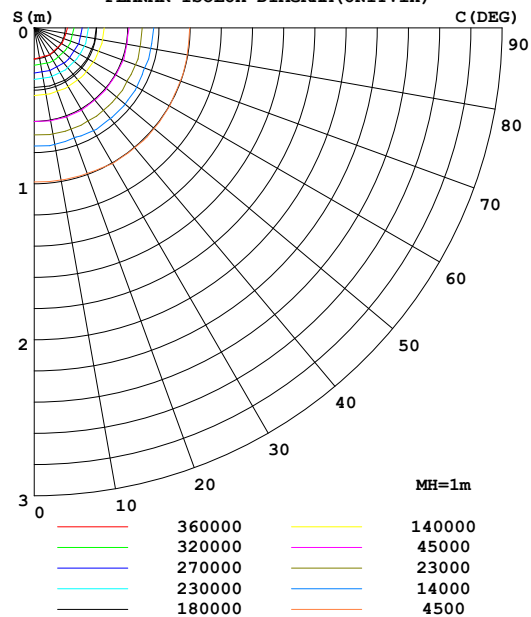
Test:U:230.0V I:7.842A P:1800.0W PF:0.998 Freq:50.00Hz UTHDi:0.00% ITHDi:0.00% KDisp:0 Lamp Flux:255903x1 lm		
NAME: SP04-1K8-5770-F04045X	TYPE:	WEIGHT:
SPEC.:	DIM.:	SERIAL No.:
MFR.:	SUR.:	Shielding Angle:

DATA OF LAMP		PHOTOMETRIC DATA Eff: 142.17 lm/W			
MODEL	/	Imax (cd)	452743	S/MH (C0/180)	0.69
NOMINAL POWER (W)	/	LOR (%)	100.0	S/MH (C90/270)	0.66
RATED VOLTAGE (V)	/	TOTAL FLUX (lm)	255903	η UP, DN (C0-180)	0.0, 50.7
NOMINAL FLUX (lm)	255903	CIE CLASS	DIRECT	η UP, DN (C180-360)	0.0, 49.3
LAMPS INSIDE	1	η up (%)	0.0	CIBSE SHR NOM	0.50
TEST VOLTAGE (V)	/	η down (%)	100.0	CIBSE SHR MAX	0.70

LUMINOUS INTENSITY DISTRIBUTION DIAGRAM



PLANAR ISOLUX DIAGRAM (UNIT: lx)



C Range: 0 - 360DEG
C Interval: 10.0DEG
Test Speed: HIGH
Temperature: 25.3°C
Operators: ZZX
Test Date: 2023-12-01

γ Range: 0 - 90DEG
 γ Interval: 0.5DEG
Test System: EVERFINE GO-R5000_V2 SYSTEM V2.00.465
Humidity: 65.0%
Test Distance: 26.000m [K=0.4621]
Remarks:

EVERFINE GONIOPHOTOMETERS SYSTEM TEST REPORT

ZONAL FLUX DIAGRAM

ZONAL FLUX DIAGRAM:

γ	C0	C45	C90	C135	C180	C225	C270	C315	γ	Φ zone	Φ total	%lum, lamp
10	3962	4024	4092	4128	4098	4134	4092	3990	0- 10	41153	41153	16.1,16.1
20	2336	2465	2550	2594	2563	2500	2372	2337	10- 20	91881	133034	52,52
30	836.8	836.2	876.7	909.9	967.4	844.5	769.2	770.9	20- 30	72239	205273	80.2,80.2
40	179.5	191.3	189.0	208.0	201.3	195.4	171.2	184.3	30- 40	26071	231344	90.4,90.4
50	91.53	102.2	95.89	106.7	97.68	103.4	91.86	101.1	40- 50	10080	241424	94.3,94.3
60	61.19	65.27	63.72	68.17	65.13	65.80	62.66	63.68	50- 60	7160	248584	97.1,97.1
70	34.50	35.28	35.63	35.67	35.62	33.98	33.22	33.64	60- 70	4826	253410	99,99
80	9.831	9.391	9.414	9.224	9.906	8.304	8.091	8.505	70- 80	2171	255580	99.9,99.9
90	0.0730	0.0804	0.0698	0.0575	0.0615	0.0541	0.0475	0.0558	80- 90	322.5	255903	100,100
100									90-100			
110									100-110			
120									110-120			
130									120-130			
140									130-140			
150									140-150			
160									150-160			
170									160-170			
180									170-180			
DEG	LUMINOUS INTENSITY:X100cd									UNIT:lm		

Conical surface Flux(90deg): 2.3697e+005 lm

%lum = 92.6%

%lamp = 92.6%

Conical surface Flux(120deg): 2.4858e+005 lm

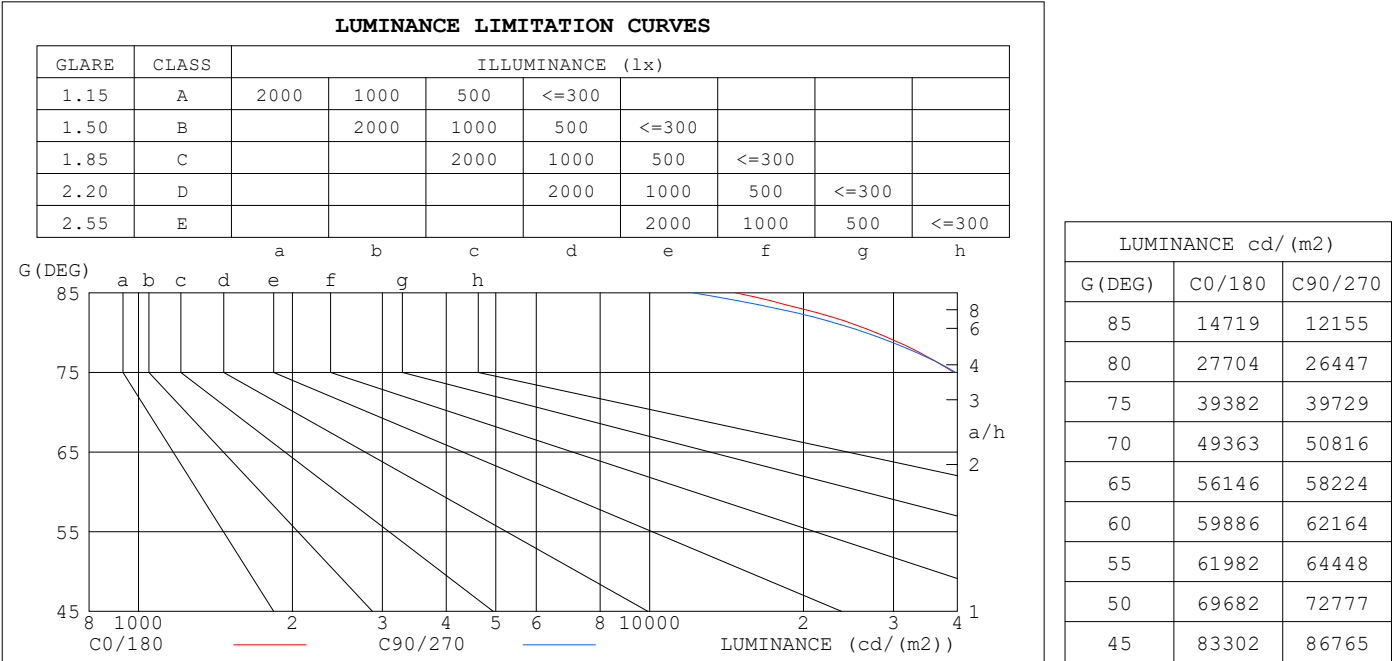
%lum = 97.1%

%lamp = 97.1%

C Range: 0 - 360DEG
C Interval: 10.0DEG
Test Speed: HIGH
Temperature:25.3°C
Operators:ZZX
Test Date:2023-12-01

γ Range: 0 - 90DEG
 γ Interval: 0.5DEG
Test System:EVERFINE GO-R5000_V2 SYSTEM V2.00.465
Humidity:65.0%
Test Distance:26.000m [K=0.4621]
Remarks:

LUMINANCE LIMITATION CURVES



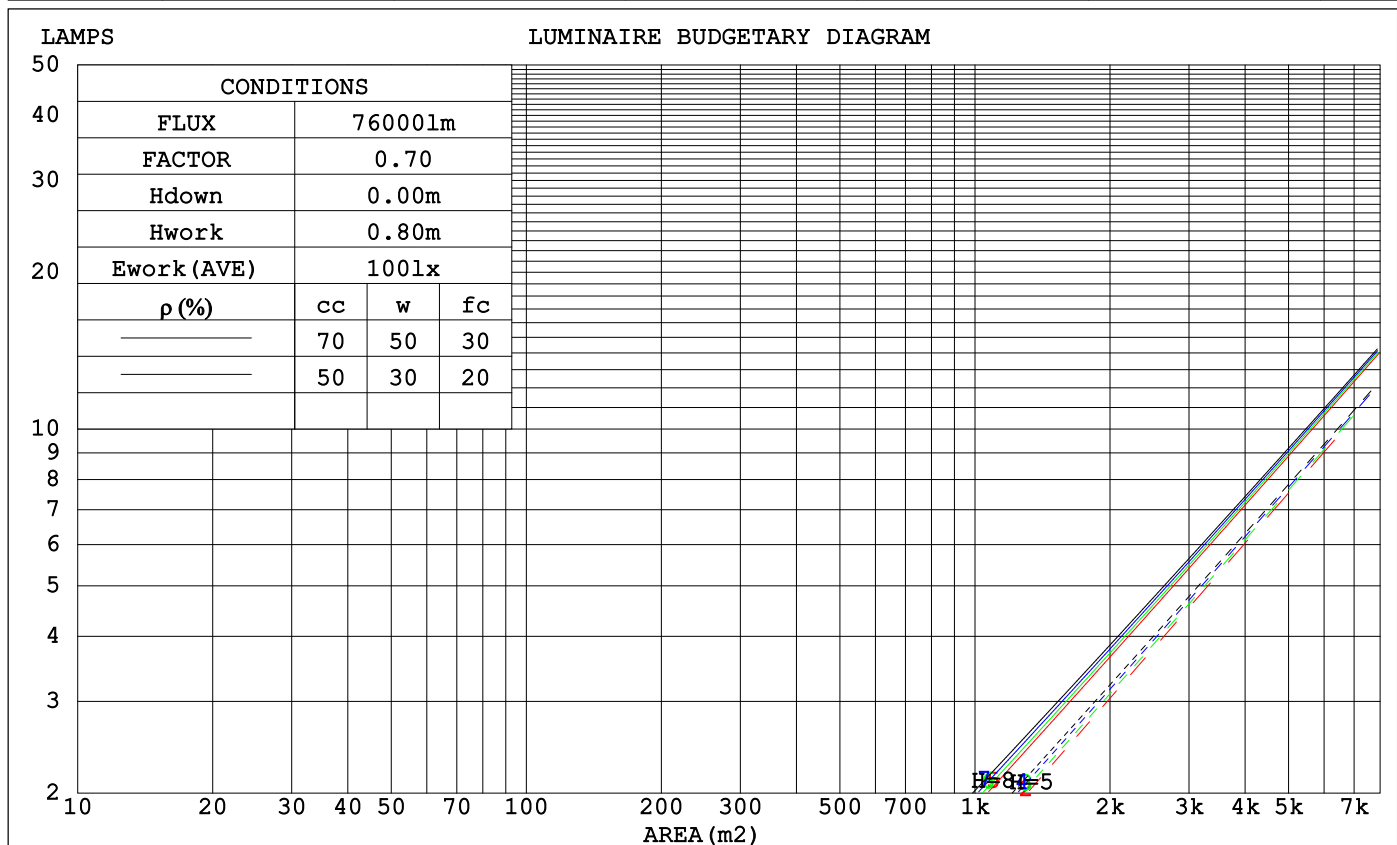
C Range: 0 - 360DEG
C Interval: 10.0DEG
Test Speed: HIGH
Temperature:25.3℃
Operators:ZZX
Test Date:2023-12-01

γ Range: 0 - 90DEG
γ Interval: 0.5DEG
Test System:EVERFINE GO-R5000_V2 SYSTEM V2.00.465
Humidity:65.0%
Test Distance:26.000m [K=0.4621]
Remarks:

EVERFINE GONIOPHOTOMETERS SYSTEM TEST REPORT

CU AND LUMINAIRE BUDGETARY ESTIMATE DIAGRAM

ρ_{cc}	80%			70%			50%			30%			10%			0
ρ_w	50%	30%	10%	50%	30%	10%	50%	30%	10%	50%	30%	10%	50%	30%	10%	0
ρ_{fc}	20%			20%			20%			20%			20%			0
RCR	RCR:Room Cavity Ratio						Coefficients of Utilization(CU)									
0.0	1.19	1.19	1.19	1.16	1.16	1.16	1.11	1.11	1.11	1.06	1.06	1.06	1.02	1.02	1.02	1.00
1.0	1.11	1.08	1.06	1.09	1.07	1.05	1.05	1.03	1.01	1.01	.00	.98	.98	.96	.95	.94
2.0	1.03	.00	.96	1.02	.98	.95	.99	.96	.93	.96	.93	.91	.93	.91	.89	.88
3.0	.97	.92	.88	.96	.91	.88	.93	.89	.86	.91	.88	.85	.88	.86	.84	.82
4.0	.91	.86	.82	.90	.85	.82	.88	.84	.81	.86	.82	.80	.84	.81	.79	.77
5.0	.86	.81	.77	.85	.80	.76	.83	.79	.76	.82	.78	.75	.80	.77	.74	.73
6.0	.82	.76	.72	.81	.76	.72	.79	.75	.71	.78	.74	.71	.77	.73	.70	.69
7.0	.77	.72	.68	.77	.72	.68	.76	.71	.67	.74	.70	.67	.73	.70	.67	.65
8.0	.74	.68	.64	.73	.68	.64	.72	.67	.64	.71	.67	.64	.70	.66	.63	.62
9.0	.70	.65	.61	.70	.65	.61	.69	.64	.61	.68	.64	.61	.67	.63	.61	.59
10.0	.67	.62	.58	.67	.62	.58	.66	.61	.58	.65	.61	.58	.65	.61	.58	.57



C Range: 0 - 360DEG
 C Interval: 10.0DEG
 Test Speed: HIGH
 Temperature:25.3°C
 Operators:ZZX
 Test Date:2023-12-01

γ Range: 0 - 90DEG
 γ Interval: 0.5DEG
 Test System:EVERFINE GO-R5000_V2 SYSTEM V2.00.465
 Humidity:65.0%
 Test Distance:26.000m [K=0.4621]
 Remarks:

EVERFINE GONIOPHOTOMETERS SYSTEM TEST REPORT

WEC AND CCEC

ρ_{cc}	80%			70%			50%			30%			10%			0
ρ_w	50%	30%	10%	50%	30%	10%	50%	30%	10%	50%	30%	10%	50%	30%	10%	0
ρ_{fc}	20%			20%			20%			20%			20%			0
RCR	RCR:Room Cavity Ratio						Wall Exitance Coefficients (WEC)									
0.0																
1.0	.176	.100	.032	.169	.096	.031	.157	.090	.029	.145	.084	.027	.134	.078	.025	
2.0	.167	.091	.028	.161	.089	.027	.150	.084	.026	.141	.079	.025	.132	.074	.023	
3.0	.157	.084	.025	.152	.082	.025	.143	.078	.024	.135	.074	.023	.127	.070	.022	
4.0	.148	.077	.023	.144	.075	.022	.136	.072	.022	.129	.069	.021	.122	.067	.020	
5.0	.140	.071	.021	.136	.070	.020	.130	.068	.020	.124	.065	.019	.118	.063	.019	
6.0	.133	.067	.019	.130	.065	.019	.124	.063	.018	.118	.061	.018	.113	.060	.018	
7.0	.126	.062	.018	.123	.061	.018	.118	.060	.017	.113	.058	.017	.109	.057	.017	
8.0	.120	.059	.017	.118	.058	.016	.113	.057	.016	.109	.055	.016	.105	.054	.016	
9.0	.115	.056	.015	.113	.055	.015	.109	.054	.015	.105	.052	.015	.101	.051	.015	
10.0	.110	.053	.015	.108	.052	.015	.104	.051	.014	.101	.050	.014	.097	.049	.014	

ρ_{cc}	80%			70%			50%			30%			10%			0
ρ_w	50%	30%	10%	50%	30%	10%	50%	30%	10%	50%	30%	10%	50%	30%	10%	0
ρ_{fc}	20%			20%			20%			20%			20%			0
RCR	RCR:Room Cavity Ratio						Ceiling Cavity Exitance Coefficients (CCEC)									
0.0	.190	.190	.190	.163	.163	.163	.111	.111	.111	.064	.064	.064	.020	.020	.020	
1.0	.171	.157	.145	.146	.135	.125	.100	.093	.086	.058	.054	.050	.018	.017	.016	
2.0	.156	.133	.113	.133	.114	.098	.091	.079	.068	.053	.046	.040	.017	.015	.013	
3.0	.143	.114	.090	.122	.098	.078	.084	.068	.055	.049	.040	.032	.016	.013	.011	
4.0	.132	.099	.073	.113	.085	.064	.078	.059	.045	.045	.035	.027	.014	.011	.009	
5.0	.123	.087	.061	.105	.075	.053	.073	.053	.037	.042	.031	.022	.014	.010	.007	
6.0	.115	.078	.051	.099	.067	.044	.068	.047	.031	.040	.028	.019	.013	.009	.006	
7.0	.108	.070	.043	.093	.061	.038	.064	.042	.027	.037	.025	.016	.012	.008	.005	
8.0	.102	.063	.037	.088	.055	.032	.061	.039	.023	.035	.023	.014	.011	.007	.005	
9.0	.097	.058	.032	.083	.050	.028	.058	.035	.020	.034	.021	.012	.011	.007	.004	
10.0	.092	.054	.028	.079	.047	.025	.055	.033	.018	.032	.019	.010	.010	.006	.003	

C Range: 0 - 360DEG
 C Interval: 10.0DEG
 Test Speed: HIGH
 Temperature:25.3°C
 Operators:ZZX
 Test Date:2023-12-01

γ Range: 0 - 90DEG
 γ Interval: 0.5DEG
 Test System:EVERFINE GO-R5000_V2 SYSTEM V2.00.465
 Humidity:65.0%
 Test Distance:26.000m [K=0.4621]
 Remarks:

EVERFINE GONIOPHOTOMETERS SYSTEM TEST REPORT

UGR(Unified Glare Rating) Table

ceiling/cavity	0.7	0.7	0.5	0.5	0.3	0.7	0.7	0.5	0.5	0.3
walls	0.5	0.3	0.5	0.3	0.3	0.5	0.3	0.5	0.3	0.3
working plane	0.2	0.2	0.2	0.2	0.2	0.2	0.2	0.2	0.2	0.2
Room dimensions	Viewed crosswise					Viewed endwise				
x = 2H y = 2H	20.8	21.8	21.2	22.1	22.5	21.0	22.0	21.4	22.3	22.6
3H	22.4	23.3	22.7	23.6	24.0	22.5	23.4	22.8	23.7	24.1
4H	22.8	23.6	23.2	24.0	24.4	22.9	23.7	23.3	24.0	24.4
6H	23.0	23.8	23.4	24.1	24.5	23.0	23.8	23.4	24.2	24.6
8H	23.0	23.7	23.4	24.1	24.5	23.0	23.7	23.5	24.1	24.5
12H	23.0	23.7	23.4	24.0	24.5	23.0	23.7	23.4	24.1	24.5
4H 2H	21.4	22.2	21.8	22.6	23.0	21.6	22.4	22.0	22.8	23.1
3H	23.1	23.8	23.5	24.2	24.6	23.1	23.8	23.5	24.2	24.6
4H	23.6	24.2	24.0	24.6	25.1	23.6	24.2	24.0	24.6	25.1
6H	23.8	24.4	24.3	24.8	25.3	23.8	24.3	24.3	24.8	25.2
8H	23.9	24.3	24.3	24.8	25.3	23.8	24.3	24.3	24.7	25.2
12H	23.8	24.3	24.3	24.7	25.2	23.8	24.2	24.3	24.7	25.2
8H 4H	23.7	24.2	24.1	24.6	25.1	23.7	24.2	24.2	24.6	25.1
6H	24.0	24.4	24.5	24.9	25.4	23.9	24.3	24.4	24.8	25.3
8H	24.0	24.4	24.6	24.9	25.4	24.0	24.3	24.5	24.8	25.3
12H	24.0	24.3	24.6	24.8	25.4	24.0	24.3	24.5	24.8	25.3
12H 4H	23.6	24.0	24.1	24.5	25.0	23.6	24.1	24.1	24.5	25.0
6H	24.0	24.3	24.5	24.8	25.3	23.9	24.3	24.4	24.7	25.3
8H	24.0	24.3	24.6	24.8	25.4	24.0	24.3	24.5	24.8	25.3
CIE190: 2010										

CIE190: 2010
Area: 0.2048 m2

C Range: 0 - 360DEG
C Interval: 10.0DEG
Test Speed: HIGH
Temperature:25.3°C
Operators:ZZX
Test Date:2023-12-01

γ Range: 0 - 90DEG
 γ Interval: 0.5DEG
Test System:EVERFINE GO-R5000_V2 SYSTEM V2.00.465
Humidity:65.0%
Test Distance:26.000m [K=0.4621]
Remarks:

EVERFINE GONIOPHOTOMETERS SYSTEM TEST REPORT

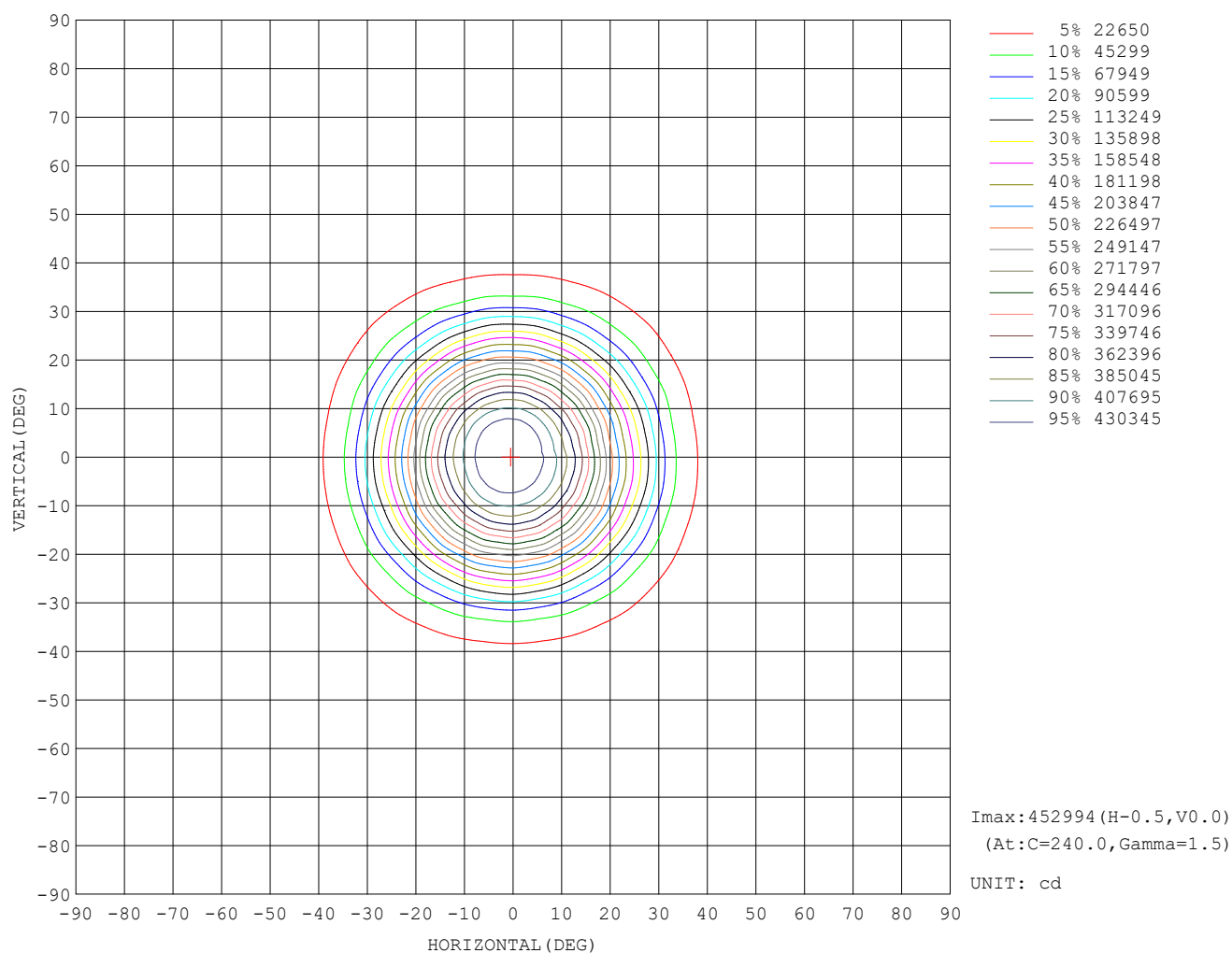
UTILIZATION FACTORS TABLE

REFLECTANCE										
Ceiling	0.8	0.8	0.8	0.7	0.7	0.7	0.5	0.5	0.5	0
Walls	0.7	0.5	0.3	0.7	0.5	0.3	0.7	0.5	0.3	0
Working plane	0.2	0.2	0.2	0.2	0.2	0.2	0.2	0.2	0.2	0
ROOM INDEX	UTILIZATION FACTORS (PERCENT) $k(RI) \times RCR = 5$									
$k = 0.60$	86	79	75	85	79	75	84	78	75	71
0.80	93	87	83	92	87	83	91	86	82	79
1.00	98	92	88	97	91	88	95	91	87	83
1.25	102	96	93	101	96	92	99	95	91	87
1.50	105	100	96	103	99	96	101	97	94	90
2.00	108	103	100	106	102	99	103	100	97	92
2.50	109	105	102	108	104	101	105	102	99	93
3.00	111	108	105	109	106	104	106	103	101	95
4.00	113	110	108	111	109	107	108	106	104	97
5.00	115	112	110	113	110	109	109	107	106	98
ROOM INDEX	UF (total)									Direct
According to DIN EN 13032-2 2004						Suspended			SHRNOM = 1.25	

C Range: 0 - 360DEG
 C Interval: 10.0DEG
 Test Speed: HIGH
 Temperature: 25.3°C
 Operators: ZZX
 Test Date: 2023-12-01

γ Range: 0 - 90DEG
 γ Interval: 0.5DEG
 Test System: EVERFINE GO-R5000_V2 SYSTEM V2.00.465
 Humidity: 65.0%
 Test Distance: 26.000m [K=0.4621]
 Remarks:

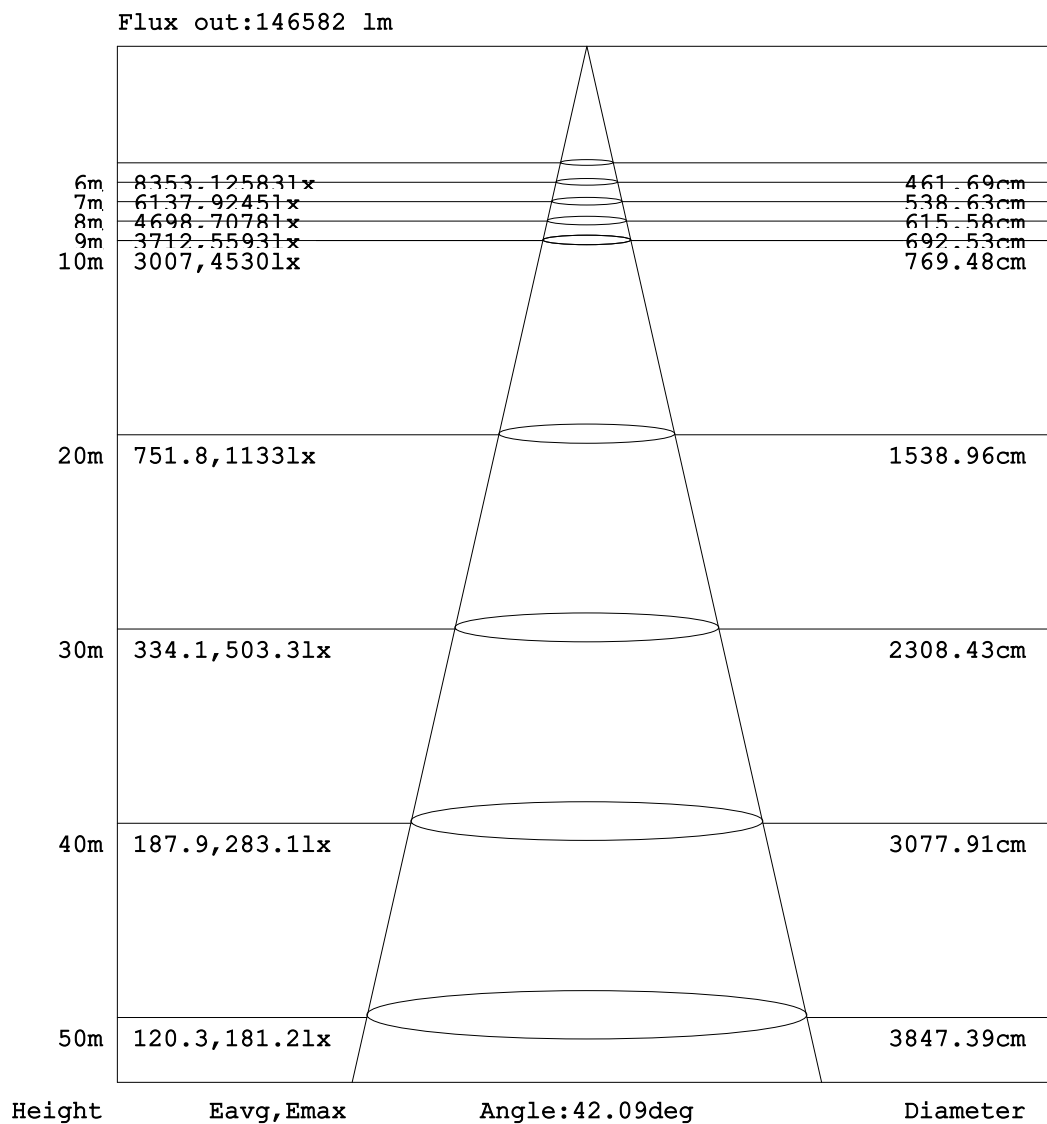
ISOCANDELA DIAGRAM



C Range: 0 - 360DEG
C Interval: 10.0DEG
Test Speed: HIGH
Temperature: 25.3°C
Operators: ZZK
Test Date: 2023-12-01

γ Range: 0 - 90DEG
 γ Interval: 0.5DEG
Test System: EVERFINE GO-R5000_V2 SYSTEM V2.00.465
Humidity: 65.0%
Test Distance: 26.000m [K=0.4621]
Remarks:

AAI Figure



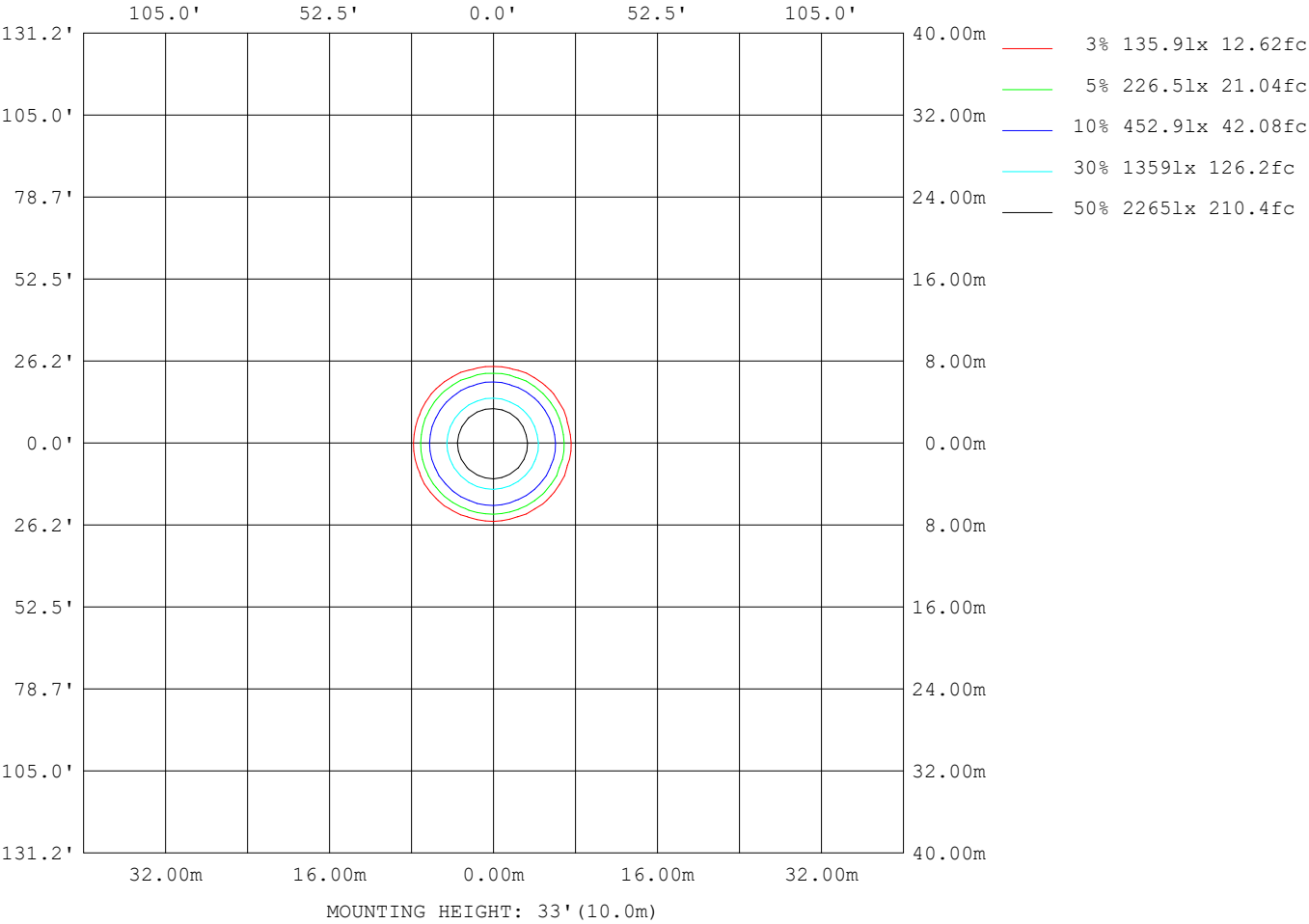
Note: The Curves indicate the illuminated area and the average illumination when the luminaire is at different distance.

C Range: 0 - 360DEG
C Interval: 10.0DEG
Test Speed: HIGH
Temperature: 25.3°C
Operators: ZZK
Test Date: 2023-12-01

γ Range: 0 - 90DEG
 γ Interval: 0.5DEG
Test System: EVERFINE GO-R5000_V2 SYSTEM V2.00.465
Humidity: 65.0%
Test Distance: 26.000m [K=0.4621]
Remarks:

EVERFINE GONIOPHOTOMETERS SYSTEM TEST REPORT

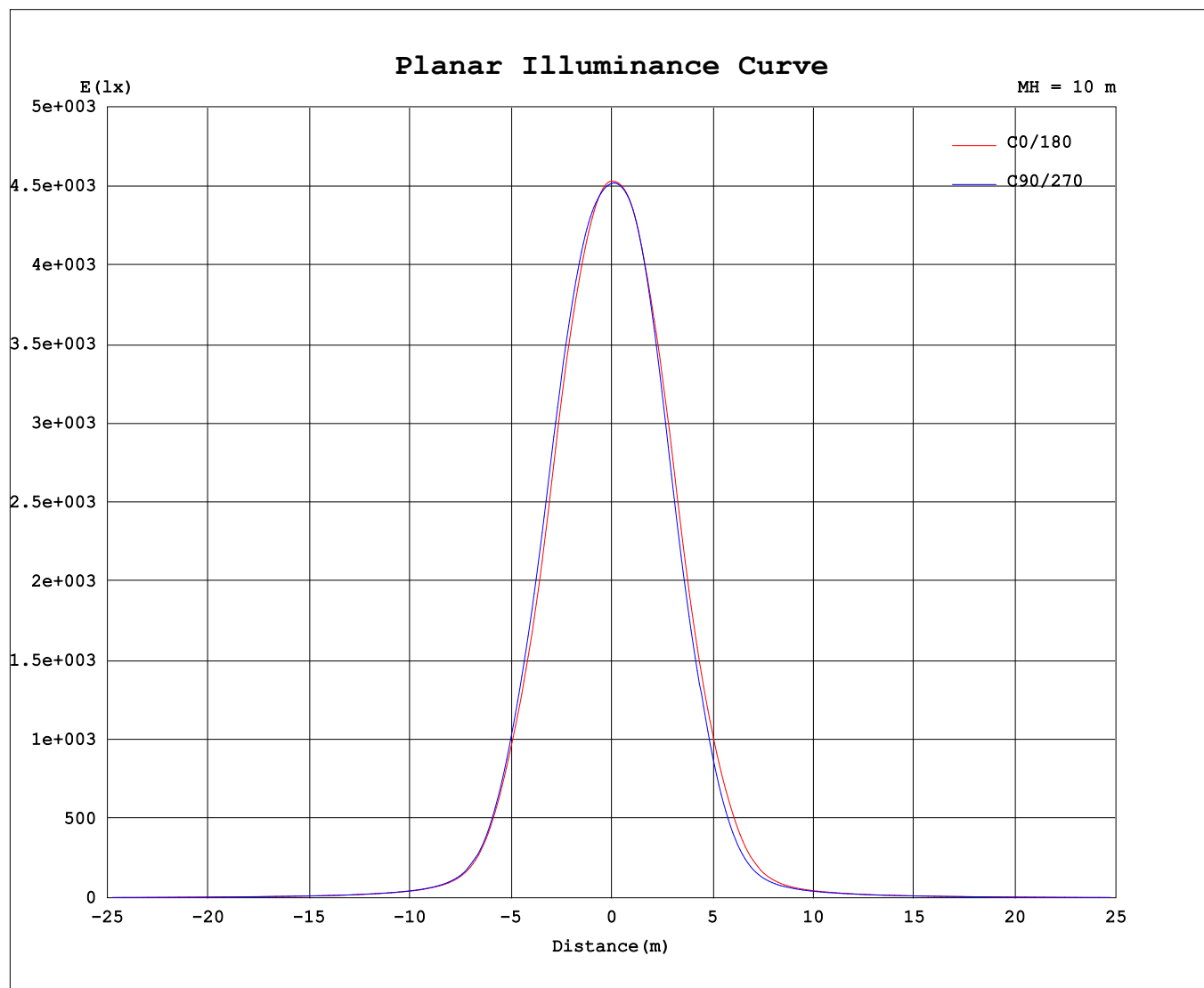
ISOLUX DIAGRAM



C Range: 0 - 360DEG
C Interval: 10.0DEG
Test Speed: HIGH
Temperature:25.3°C
Operators:ZZX
Test Date:2023-12-01

γ Range: 0 - 90DEG
γ Interval: 0.5DEG
Test System:EVERFINE GO-R5000_V2 SYSTEM V2.00.465
Humidity:65.0%
Test Distance:26.000m [K=0.4621]
Remarks:

Planar Illuminance Curve



C Range: 0 - 360DEG
C Interval: 10.0DEG
Test Speed: HIGH
Temperature: 25.3°C
Operators: ZZX
Test Date: 2023-12-01

γ Range: 0 - 90DEG
 γ Interval: 0.5DEG
Test System: EVERFINE GO-R5000_V2 SYSTEM V2.00.465
Humidity: 65.0%
Test Distance: 26.000m [K=0.4621]
Remarks:

UNIT: X100cd

```

γ Range: 0 - 90DEG
γ Interval: 0.5DEG
Test System:EVERFINE GO-R5000_V2 SYSTEM V2.00.465
Humidity:65.0%
Test Distance:26.000m [K=0.4621]
Remarks:

```

UNIT: X100cd

```

γ Range: 0 - 90DEG
γ Interval: 0.5DEG
Test System:EVERFINE GO-R5000_V2 SYSTEM V2.00.465
Humidity:65.0%
Test Distance:26.000m [K=0.4621]
Remarks:

```